

EMBEE PERFORMANCE CUSTOM PISTON ORDER FORM

2100 Ritchey Street Santa Ana, CA 92705 • Ph: 714-546-6907 • Fax: 714-546-6979 • www.embeepformance.com



Engine Make: _____ Model: _____ Year: _____

Number of Cylinders: _____ Order Quantity of Pistons: _____

Cubic Inch Displacement: _____ Max RPM: _____ Approx. HP: _____

Bore Size: _____ Stroke: _____

Rod Length: _____

Steel Aluminum Titanium

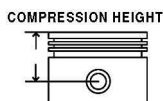
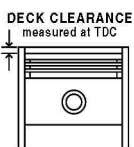
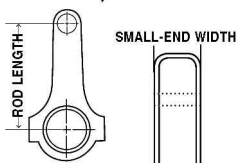
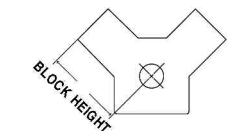
Brand: _____

Rod Small-End Width: _____

Thickness Above Pin: _____

Compression Height Calculation Table

Block Height: _____
-1/2 of Stroke: _____
Rod Length: _____
Deck Clearance +/- : _____
Compression Height: _____



Head Gasket thickness: _____

Compression Ratio: _____

Camshaft Specs: Hydraulic Solid Roller

Gross Valve Lift: In: _____ Ex: _____

Lobe Separation (°): _____ Duration @ .050 In: _____ Ex: _____

Degreed in Std. °: + _____ ° - _____ °

Valve Lift @ TDC: In: _____ Ex: _____

Cylinder Head Type: _____ Pt #: _____

Combustion Chamber Size: _____ cc's: _____

Valve Diameter: In: _____ Ex: _____

Free Drop (if known): _____

Was Cylinder Head Milled? Yes No

If Cylinder Head Was Milled, How Much? Flat: _____ Angled: _____

Piston Make: _____

Piston Type (mark one, if known):

Dome Flat Top Dish Inverted Dome
 Conical Spherical Round 3D

Piston Designed For: Circle Track Asphalt Dirt

Drag Race Road Race Marine Street/Strip
 Other (please specify): _____

Is Your Motor: Carbureted Injected

Turbo Charged lbs. Boost: _____ Blown lbs. Boost: _____

Nitrous - How Much HP: 100 250 350 400+

Other (please specify): _____

Fuel Type: Pump Gas Race Gas Alcohol Nitro

Purchasing Rings with Order: Yes No Cylinder Qty: _____
 If NOT Purchasing rings, Please Provide Ring Set Brand and Part Number: _____

Axial Ring Height: Axial Ring Height

Top: _____ 2nd: _____ Oil: _____

Radial Ring Widths: Radial Ring Width

Top: _____ 2nd: _____ Oil: _____

Optional Features –

* For details on custom piston features and terminology, refer to our catalog.

Gas Ports, Vertical: _____ Spin Boss: _____

Gas Ports, Lateral: _____ Window Mill: _____

Accumulator Grooves: _____ Skirt Coating: _____

Contact Reduction: _____ DBL Pin Oilers: _____

Oil Rail Supports: _____ Pin Fit: _____

Pin Specs –

Pin diameter: _____ Length: _____ Wall Thickness: _____ Qty: _____

Pins With Order: Yes No Pin Fit: Yes No

Pin Series: 51 52 72 93 95 44

Locks: Double Spiro Lock Wire Lock Tru Arc Hook Wire

Single Spiro Lock Single Tru Arc Buttons

Account Information –

Company: _____

Address: _____

City: _____ State: _____ Zip: _____

Contact Person: _____

Phone: _____ Fax: _____

Payment Method: _____ PO#: _____

Credit Card Type: MasterCard Visa Discover

Credit Card Number: _____

Expiration Date: _____ 3 Digit Card ID#: _____

Billing Zip Code*: _____

Name on Credit Card: _____

Signature: _____ Date: _____

* Credit Card Orders Must Be Shipped to the Credit Card Billing Address.

Shipping Via UPS: Ground Orange 3-Day Blue 2-Day

Red 1-Day Other Payment Total _____

Subtotal _____

Tax _____

Freight _____

Order Total _____

Deposit _____

Balance Due _____

Expedite Services:

9 days add 25%

7 days add 40%

5 days add 50%

For Office Use Only (web) – Invoice #: _____

Entry Date: _____ Job #: _____

Return Policy – All products are returnable only for defects in workmanship or materials in the as received condition. Under no circumstances will parts be returnable after 30 days. Please check packaging for complete details regarding return policy.

(Piston Manufacturer reserves the right to choose the appropriate pin length if supplying pins per each piston design.)